



Always Supplying Advanced Flexible Excellence



Installation



A-SAFE Installation Process

*

O&M manual – Operation & Maintenance Manual

RAMS – Risk Assessment & Method Statement

H&S – Health & Safety

HAWS – Hand Arm Vibration Syndrome





FROM SURVEY TO SIGN-OFF

A guide to A-SAFE's installation process

We are the inventors and manufacturers of fixed polymer safety barriers; used around the world to offer unbeatable, money-saving protection for workplaces, personnel and equipment.

A-SAFE's highly-skilled and fully certified workforce offer a comprehensive installation experience from survey to sign-off to aftercare. Our range of specialist tools are at the industry's cutting edge, from

purpose-built drilling rigs that can create four simultaneous holes and significantly reduce Hand Arm Vibration Syndrome (HAVS), to innovative pipe cutting and diamond drilling equipment. We are industry leaders not just in the quality of our products, but in the method of our installation. From efficient assembly to the constant monitoring of standards, our in-depth knowledge of the process is key to client satisfaction.

Pre-start
meetings

RAMS / H&S* document

Fully trained
installation crews



On-site manufacturing and extrusion facilities



Fully trained specialist installation teams



Professionally complete installations

A-SAFE Site Survey



We visit you, we measure up and we discuss your needs and make recommendations.

Once we've produced CAD drawings, we'll send them to you for your approval.





"What a great job your installation guys did in the BMW warehouse. They were always very hardworking, amenable, courteous and professional in their conduct and the finished article looks fantastic. These guys are a tribute to your company."

BMW GROUP

STARTING YOUR JOURNEY

Site Survey

Our first visit to a new site will involve a thorough survey to examine the ideal locations for installation and to determine what the best products are for each client's specific needs.

Client Drawing Approval

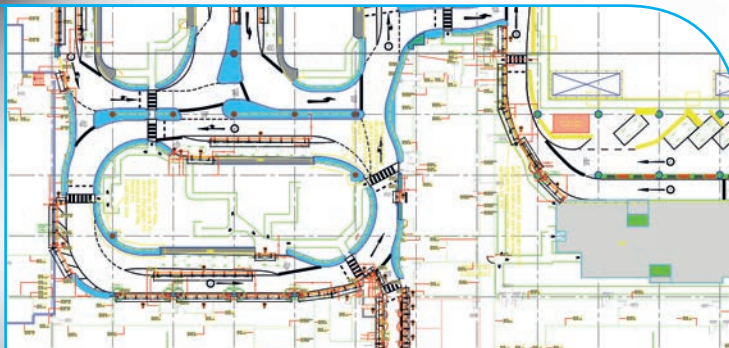
Computer drawings of the potential on-site installations are then drafted and sent to the client for alterations or approval.

Pre-Start Meeting

Once an installation is approved, we will arrange a crucial pre-start meeting with the client to discuss the logistics of **A-SAFE** equipment being moved on to their site. This might include the need to clear a specific area, the safe management of personnel or the removal of an existing barrier.

RAMS & H&S Statements

Risk Assessment Method Statements (RAMS) and Health & Safety procedures are adhered to with the utmost care. Full documentation is drafted and a Method Statement, outlining how we plan to carry out the full installation process, is prepared for the client. Finally, a start date will be agreed.



We will overlay the full barrier details onto your CAD drawings with the proposed products

A-SAFE Specialist Drilling Rig



Fully certified crews



A-SAFE's purpose-built drilling rig is capable of simultaneously drilling four holes, speeding up the installation process, improving accuracy and greatly reducing the risk of injury through Hand Arm Vibration Syndrome.

SPECIALIST EQUIPMENT & CERTIFIED CREWS

Fully Trained & Certified Crews

Our team of expert installers are fully trained in all aspects of the installation process and carry full certificates for the process, including CSCS, Risk Management, First Aid, Manual Handling, SPA and Abrasive Wheel Training.


Specialist Equipment

Our job-specific equipment is developed by our internal

Research & Development team for unbeatable efficiency. Years of experience have helped hone our tools, from bespoke drilling rigs, to mitre saws to pipe cutting equipment.

Fully Equipped Vans

A-SAFE vehicles are fully-equipped with all the tools needed for specific installations, including those ever-crucial spare parts and anchor bolts.



Specialist equipment



Fully equipped vans

A-SAFE Management



Site inspection





"Just thought I would give you some feedback regarding the installed barriers. Your fitters did a great job, punctuality, cleanliness, no fuss, politeness and a professional job. I will look forward to doing more business with yourselves in the future."

KUEHNE + NAGEL

WORKING WITH YOU AT EVERY STEP



Project Management

The on-site and off-site management of the project begins at the Pre-Start Meeting stage but continues throughout the installation. Essentially, this means liaising clearly and openly with the client whenever there is a need. Any crew new to a site will also go through an induction to cover the on-site rules and the dos-and-don'ts for each specific location.

Site Management

A-SAFE installation teams are aware of the high standards expected from their work and are supported by dedicated site supervisors who oversee all aspects of their work, ensuring these high standards are adhered to at all times. On top of this, a contract management team will make regular site visits to closely examine all areas of competence and ensure client satisfaction is delivered.

Variation Order & Flexibility


Occasionally installations require amendments or alterations after the work has begun. Any significant changes that would mean additional costs for the client are dealt with through Variation Orders, with the client informed at every step. To overcome unforeseen problems, it's important to be flexible at all times.



Site variations



A-SAFE Aftersales Support



Aftersales support



Client sign-off

THROUGH TO THE COMPLETION

Client Sign-off

Our crews sign-off on every single run that they install, but once the installation is complete, we will go through a sign-off process with the client in order to ensure they are satisfied with all aspects of the work.

O&M Materials

After sign-off, an Operations & Maintenance (O&M) document is produced for the client.

"Very efficient where we've used A-SAFE as installer, overall very satisfied. Improved safety plus less time spent on repairs compared to metal barriers."

**TRW AUTOMOTIVE
ELECTRONICS**

This details specific parts and products that have been used in the installation, creating a convenient reference text for clients should they wish to order exact replacements.

Aftersales Support

We care about our products and our clients, so we endeavour to follow up our installations with quality aftercare – even if this simply means a phone call or on-site visit to check all is well.



O&M material



A-SAFE Barrier Testing



Mobile ram testing on existing metal barriers



"We worked well together with the excellent A-SAFE installation team. They were very well organised, very proactive in resolving any issues after consultation on site and in coming up with the right bespoke solutions. I was very pleased with their ultimate professionalism."

RPS GROUP PLC

ON AND OFF-SITE TESTING

Testing On-Site Hydraulic Rams

As an additional service, we perform independent testing of existing barriers for the car park market. Car park barriers carry a specific European standard of competence and our hydraulic ram set-up is an ideal way of ensuring they meet these required standards.

Testing Barriers

Barriers that continually receive impacts need constant monitoring. Our equipment can assess the deflection and resistance of your existing barriers and discover whether they are suitable. If not, we will recommend new fit-for-purpose barriers.

Pull Out Test

A-SAFE's pull-out testing service measures the strength of fixings in existing workplace barriers to establish if they are fit-for-purpose. Many factors can combine to affect fixings, including small repeated impacts, corrosion or temperature changes and it is vital that they are regularly checked. For testing, A-SAFE attach state-of-the-art equipment to fixings then apply stress loads to determine the fixing strength and to diagnose potential issues.



Mobile on-site hydraulic ram test on existing barrier



Mobile on-site fixings pull out test

A-SAFE Health Check



The Gold Health Check

Extend your standard 24-month warranty with the Gold Health Check and receive:

- Full five-year warranty
- Twice-yearly installation health checks from A-SAFE inspectors
- Barrier issues identified
- Reports and suggestions on any areas of concern



The Platinum Health Check

Enjoy maintenance guarantees and cost benefits with the Platinum Health Check and receive:

- All the advantages of the Gold Health Check
- Five years of experienced aftercare
- Repairs and replacements at no further cost

For more information on our Health Check options, including full prices, terms and conditions, please contact **A-SAFE** at **01422 344402** or email **sales@asafe.com**.



On-site checks



HEALTH CHECK, WARRANTY AND LEASING



Once your products are installed, **A-SAFE** still offers support.

Our Gold Health Check extends the standard 24-month warranty to five years and includes two convenient inspection visits per year from **A-SAFE** to assess all fixings are sound.

Our team will also identify any damage to barriers and compile an advisory report.

A further enhanced Platinum Health Check option includes all the support of the Gold Health Check but also offers repairs and replacements at no further cost.

In addition, **A-SAFE** also offer a payment leasing option, allowing clients to manage their costs over an agreed period of time.

"All round, I am very happy with the A-SAFE barriers. The installers from A-SAFE were very professional, with the relevant paperwork and procedures. As contractors they were very easy to work with. Since the installation we have had no issues at all. We are not going down the steel barrier road ever again and we are looking to put A-SAFE traffic barriers and pedestrian segregation throughout the factory complex."

OWENS CORNING



Product check up and replacement



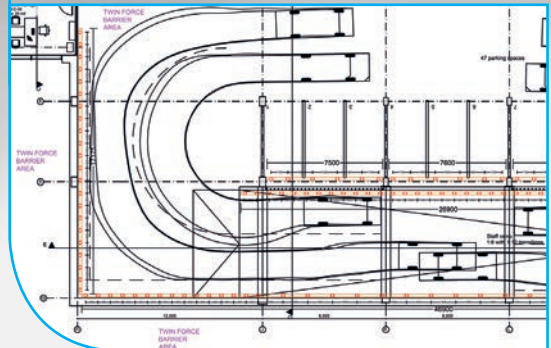
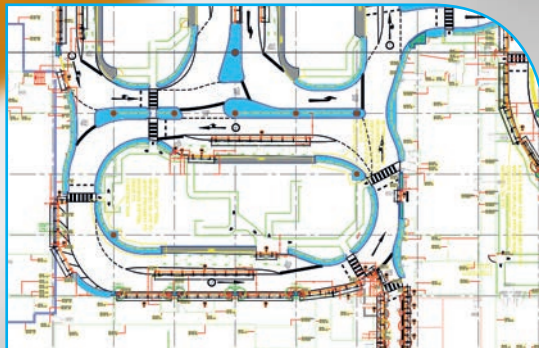
Warehouse & Distribution installation



Airport installation



Car Park installation

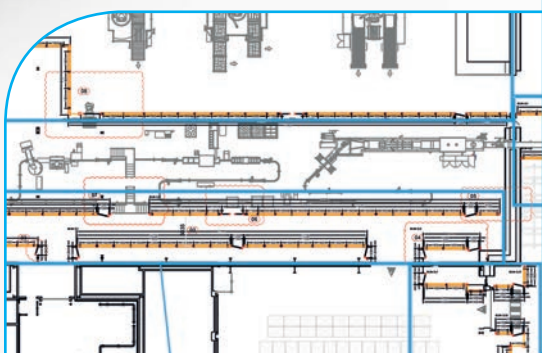




THE COMPLETE INSTALLATION



Manufacturing installation



Results

Completed **A-SAFE** installations don't just offer the best protection a workplace can get, they also look good. Aesthetics should play a part in any form of design, however practical it may be, and our uniform products look every bit as good as they perform.

Satisfaction

Customer satisfaction comes from a safely completed job and in the reassuring knowledge that they have chosen to install the very best products for their workplace, which offer the very highest levels of protection. It's a feeling that lasts long after the **A-SAFE** installers have moved on.

Pay-off

Pay-off might come from the pleasure of first seeing a new installation that is Health & Safety-adherent, from the knowledge that personnel, structures and machinery are being protected at the very highest level, or it may come further down the line, when the return in your investment has paid back in reduced accidents, low maintenance costs, manpower and downtime savings.

"Your team attended our site today and installed barriers in our M2 Warehouse. The team were prompt, courteous and hard-working. They worked safely with due consideration to other warehouse users. They communicated well and consulted us at each stage of the installation. They are a credit to your company."

WEETABIX ENGINEERING

A-SAFE Mission statement

Some of our recent clients:





THE A-SAFE WAY: OUR MISSION








To always provide customers with the best safety solutions by consistently developing and innovating; whilst supplying advanced products, unrivalled levels of service, flexible systems and packages; and employing brilliant people to deliver excellence in everything we do.






A-Safe (UK) Ltd



Global Main Offices

	A-Safe (UK) Ltd	United Kingdom, Head Office
	A-Safe GmbH	Germany, Austria, Switzerland
	A-Safe SAS	France, Suisse Romande
	A-Safe, Inc.	United States of America
	A-Safe APS	Scandinavian Region, Denmark, Sweden, Norway
	A-Safe BV	Benelux Region, Belgium, Netherlands, Luxembourg
	A-Safe Italia srl	Italy

Global Franchise Offices

	A-Safe Portugal	Portugal
	A-Safe s. r. o.	Czech Republic
	A-Safe Pty Ltd	Australia

A-SAFE (UK) Ltd

Habergham Works, Ainleys Industrial Estate, Elland, Halifax HX5 9JP

Sales: +44 (0) 1422 331133 Enquiries: +44 (0) 1422 344402 F: +44 (0) 1422 323533

E: sales@asafe.com W: www.asafe.com